


Handcrafted Slab Aesthetics




Our quartz products are handcrafted to create the most natural-looking slabs possible. To accomplish this, there will be slight variability in background color as well as vein prominence and clarity. These subtle variances are a product hallmark recognized by our customers looking for genuine, distinctive veining characteristics only found in natural marble and quartzite.

In this document, we will overview the visual aesthetic properties of our quartz slabs to ensure you are receiving a product that meets our exacting standards.

1. Variance in Vein Prominence

Our products are made by hand, resulting in distinctive natural veining. The result is slight variation in prominence from slab-to-slab — most noticeable on patterns with thinner veins. This variation in vein prominence and intensity does not degrade the slab. During our quality control inspection, we ensure that vein prominence in the same lot is within acceptable limits (see comparison below).




Control Sample



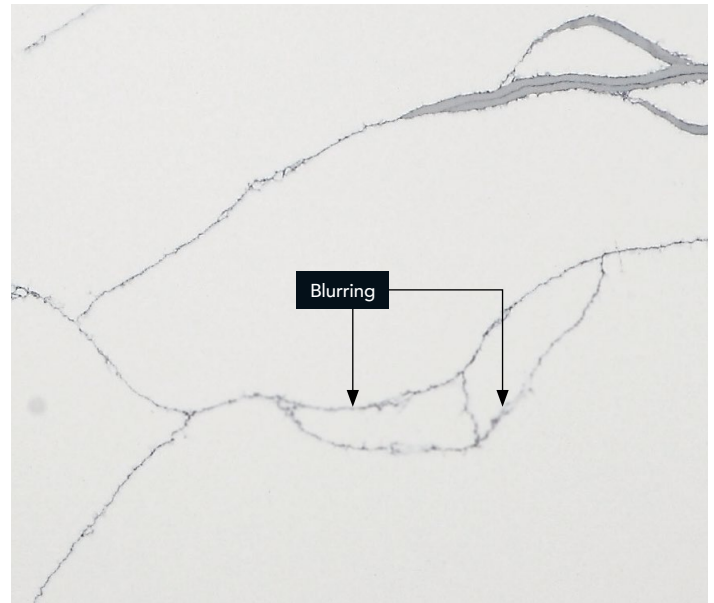
Acceptable Test Sample

2. Vein Definition and Clarity

Our production presses are designed specifically so that there will be varied definition and clarity in our vein patterns — or “blurriness”. These visual differences in vein contrast and focus are intentional, making the vein patterns appear more natural and similar to the veins found in natural marble and quartzite. This blurriness may appear on the edges of larger veins, and on thinner veins (see illustration below). It is important to note that this effect may appear on any part of the thinner veins. And like natural stone, the result is not always uniform from slab-to-slab (see comparison below).



Control Sample



Acceptable Test Sample

3. Vein Alignment in Bookmatched Slabs

The molds used in our production process are actually larger than our specified, finished slab dimensions. The slabs coming off the production line are trimmed on all four sides. For this reason, the veins on bookmatched slabs will — when slabs are viewed side-by-side — not line up exactly. To get the best possible seam alignment, it may be necessary to trim one or both sides of the material where you are placing a seam to ensure the best possible vein alignment.

4. Background Color and Shade Variances

During our quality control inspection, we use a combination of color spectrometer readings and visual inspections to determine lot groups. While some variation in background color is part of our manufacturing process, slabs in the same lot should have background colors that are similar and can be joined together for seaming.

Use only slabs from the same lot number whenever possible. This will ensure a consistent color match. A visual inspection of each slab is recommended prior to delivery to any third party to ensure consistency in background shade.

The lot number is provided on the label affixed to both short ends of all slabs. If this label is not present or removed, the lot number can be found printed on the backside of each slab.